





Client:		3311-HGS OVERALL CABINET LIST	Contractor:	
		COVER		

CUSTOMER:	ALINVEST	PREPARED:	ANSA
PROJECT CODE:	E2558	REVIEWED:	RORI
PROJECT NAME:	ALINVEST - ALFAGEN	DATE:	02/12/2025
CONTRACTOR DOC. CODE:	2558-3311-HGS-E-LST-EEAL	REVISION:	A
CUSTOMER DOC. CODE:	-	PAGE:	1 of 3

REVISION CONTROL			
REV	DATE	DESCRIPTON	PAGE
0	02/12/2025	Initial revision	1-3
1			
2			
3			
4			
5			
6			
7			
8			
9			
10			
11			
12			
13			
14			
15			
16			
17			
18			
19			
20			
21			
22			
23			
24			
25			
26			
27			
28			
29			
30			



The drawing(s), document(s) and the information contained herein are the property of INDUSTRIAL FURNACES INSERTEC. And they shall not be disclosed, reproduced or used in any manner without the prior written consent of INDUSTRIAL FURNACES INSERTEC. Offenders will be held liable for the payment of damages.

Client:		3311-HGS OVERALL CABINET LIST	Contractor:	
		Table of contents		

CUSTOMER:	ALINVEST	PREPARED:	ANSA
PROJECT CODE:	E2558	REVIEWED:	RORI
PROJECT NAME:	ALINVEST - ALFAGEN	DATE:	02/12/2025
CONTRACTOR DOC. CODE:	2558-3311-HGS-E-LST-EEAL	REVISION:	A
CUSTOMER DOC. CODE:	-	PAGE:	2 of 3

<u>Table of contents</u>		
<u>SEC</u>	<u>DESCRIPTON</u>	<u>PAGE</u>
0	Cover	1
1	Table of contents	2
2	Cabinet list - 3311-HGS	3
3		
4		
5		
6		
7		
8		
9		
10		
11		
12		
13		
14		
15		
16		
17		
18		
19		
20		
21		
22		
23		
24		
25		
26		
27		
28		
29		
30		

The drawing(s), document(s) and the information contained herein are the property of INDUSTRIAL FURNACES INSERTEC. And they shall not be disclosed, reproduced or used in any manner without the prior written consent of INDUSTRIAL FURNACES INSERTEC. Offenders will be held liable for the payment of damages.

<div>Client:</div> <div></div>			CUSTOMER:					ALINVEST		<div>3311-HGS CABINET LIST AND CODIFICATION</div>				PREPARED:		ANSA		<div>Contractor:</div> <div></div>	
			PROJECT CODE:					E2558						REVIEWED:		RORI			
			PROJECT NAME:					ALINVEST - ALFAGEN						REVISION:		A			
			CONTRACTOR DOC. CODE:					2558-3311-HGS-E-LST-EEAL						DATE:		02/12/2025			
			CUSTOMER DOC. CODE:					-						PAGE:		3 of 3			
Item Nbr	AIB Trafo code	Area	Line Nbr	System Seq. Nbr	System Code	Main Eq. Code	Main Eq. Code Nr	Cabinet Type	Cabinet Type Nbr	Cabinet Name	Description	Temptative dimensions (WxHxD)	Level	Commnets					
1	r41.62	33	1	1	HGS	GEN	01	PCP	01	r41.62-3311-HGS-GEN01-PCP01	HGS main Power & control panel	1600x2000x600	E-Room						
2	r41.63	33	1	1	HGS	TRS	01	PIO	01	r41.63-3311-HGS-TRS01-PIO01	TRS Power IO panel	1600x2000x600	-2,000						
3	r41.62	33	1	1	HGS	GEN	01	DSS	01	r41.62-3311-HGS-GEN01-DSS01	PMS 400V busbar disconnecter switch box Zone#01	300x250x150	-2,000						
4	r41.62	33	1	1	HGS	GEN	01	DSS	02	r41.62-3311-HGS-GEN01-DSS02	PMS 400V busbar disconnecter switch box MAI Zone	300x250x150	-2,000						
5	r41.62	33	1	1	HGS	GEN	01	DSS	03	r41.62-3311-HGS-GEN01-DSS03	PMS 230V-UPS busbar disconnecter switch box Zone#01	300x250x150	-2,000						
6	r41.62	33	1	1	HGS	GEN	01	DSS	04	r41.62-3311-HGS-GEN01-DSS04	PMS 230V-UPS busbar disconnecter switch box MAI Zone	300x250x150	-2,000						
7	r41.62	33	1	1	HGS	GEN	01	CJB	01	r41.62-3311-HGS-GEN01-CJB01	Data rail communication junction box	500x500x300	-2,000						
8	r41.62	33	1	1	HGS	GEN	01	LCB	01	r41.62-3311-HGS-GEN01-LCB01	Zone#01 400Vac energy indicator local control Box	80x180x80	-2,000						
9	r41.62	33	1	1	HGS	GEN	01	LCB	02	r41.62-3311-HGS-GEN01-LCB02	MAI 400Vac energy indicator local control Box	80x180x80	-2,000						
10	r41.62	33	1	1	HGS	GEN	01	LCB	03	r41.62-3311-HGS-GEN01-LCB03	MAI 230Vac-UPS energy indicator local control Box	80x180x80	-2,000						
11	r41.62	33	1	1	HGS	GEN	01	LCB	04	r41.62-3311-HGS-GEN01-LCB04	Zone#01 230Vac-UPS energy indicator local control Box	80x180x80	-2,000						
12	r41.62	33	1	1	HGS	GEN	01	LCB	05	r41.62-3311-HGS-GEN01-LCB05	Technical room access local control box	80x180x80	-2,000						
13	r41.62	33	1	1	HGS	GEN	01	LCB	06	r41.62-3311-HGS-GEN01-LCB06	Main corridor access local control box	80x180x80	-2,000						
14	r41.62	33	1	1	HGS	GEN	01	LCB	07	r41.62-3311-HGS-GEN01-LCB07	Maintenance corridor access local control box	80x180x80	-2,000						
The drawing(s), document(s) and the information contained herein are the property of INDUSTRIAL FURNACES INSERTEC. And they shall not be disclosed, reproduced or used in any manner without the prior written consent of INDUSTRIAL FURNACES INSERTEC. Offenders will be held liable for the payment of damages.																			